

BOSNA I HERCEGOVINA  
CENTRALNA IZBORNA KOMISIJA  
SREDIŠNJE IZBORNO POVJERENSTVO



БОСНА И ХЕРЦЕГОВИНА  
ЦЕНТРАЛНА ИЗБОРНА КОМИСИЈА

# ELECTION INDICATORS

## 2018

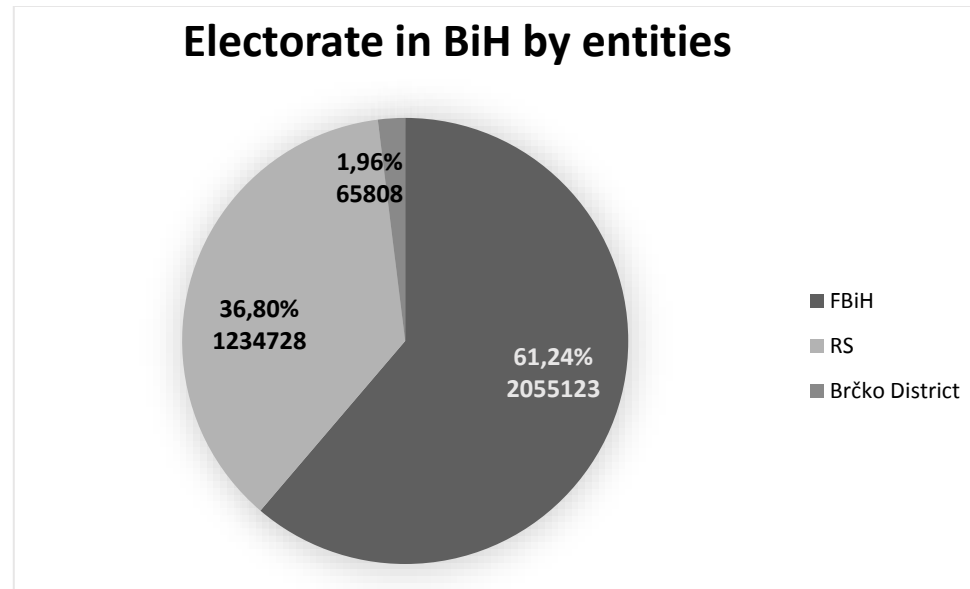
*Sarajevo. 2019*

ELECTIONS	ELECTORATE	By gender	By age	Turnout	VOTING OPTION	GENDER AND AGE STRUCTURE OF ELECTED OFFICIALS	Number of polling stations	CERTIFIED CANDIDATES	Certified political subjects	GENDER STRUCTURE OF VOTERS WHO VOTED	AGE STRUCTURE OF VOTERS WHO VOTED
2018 GENERAL ELECTIONS	<b>FBiH:</b> 2 055 123  <b>RS:</b> 1 234 728  <b>BD(option FBiH):</b> 38 734  <b>BD(option RS):</b> 27 074  <b>BD: (TOTAL):</b> 65 808  <b>FBiH (total):</b> 2 093 857  <b>RS (total):</b> 1 261 802	<b>Women:</b> 1 681 633 50.11%  <b>Men:</b> 1 674 026 49.89%	<b>&lt;30 years:</b>  <b>Women(&lt;30 years):</b> 281 971 48.65%  <b>Men (&lt;30 years):</b> 297 643 51.35%  <b>total(&lt;30 years):</b> 579 614 (17.27%)  <b>&gt;=30 years:</b>  <b>Women(&gt;=30 years):</b> 1 399 662 (50.42%)  <b>Men(&gt;=30 years):</b> 1 376 383 (49.58%)  <b>Total(&gt;=30 years):</b> 2 776 045 (82.73%)	<b>FBiH Voters:</b> 2093857  <b>Voted:</b> 1084962 or 51.82%  <b>RS Voters :</b> 1261802  <b>Voted :</b> 727877 or 57.69%	<b>Regular:</b> Voters :3242680 Voted :1745305  <b>In absentia:</b> Voters : 8261 Voted : 2883  <b>In person:</b> Voters : 12037 (2222 independently +9815 assigned) Voted : 104  <b>By-mail:</b> Voters : 76682 Voted : 50252  <b>Mobile team:</b> Voters : 12 188 Voted : 10261  <b>Embassies:</b> Voters : 1085 Voted : 801  <b>Tendered:</b> Voters : 2 726 Voted : 3233	<b>Women:</b> 142 (27.41%)  <b>Men:</b> 376 (72.59%)  <b>&lt;30years:</b> 25 (4.83%)  <b>&gt;=30 years:</b> 493 (95.17%)	<b>Regular:</b> 5.380 (5248 RS and FBiH+132 in Brčko)  <b>In absentia:</b> 128  <b>In person:</b> 141(5 independent)  <b>Embassies:</b> 10  <b>Tendered:</b> 145 (142 RS and FBiH+3 BD)	<b>Women:</b> 3119 (41.6%)  <b>Men:</b> 4378 (58.4%)	<b>Political parties:</b> Certified: 69 * Independent: 58 In coalition: 11  <b>Coalitions:</b> 36  <b>Independent candidates:</b> 34  <b>No. of regular candidates' lists:</b> 804  <i>*11 political parties at the 2018 General Elections participated in the elections as part of a coalition after certification i.e. they did not participate as independent parties</i>	<b>BiH:</b> <b>Men:</b> 912579 (50.34%)  <b>Women:</b> 900260 (49.66%)  <b>FBiH Voted in total:</b> 1084962  <b>Men:</b> 545882 (50.31%)  <b>Women:</b> 539080 (49.69%)  <b>RS Voted in total:</b> 727877  <b>Men:</b> 366697 (50.38%)  <b>Women:</b> 361180 (49.62%)	<b>&lt;30 years:</b> 289459 15.97%  <b>Men(&lt;30 years):</b> 149934 (8.27%)  <b>Women(&lt;30 years):</b> 139525 (7.70%)  <b>&gt;=30 years:</b> 1523380 84.03%  <b>Men (&gt;=30 years):</b> 762645 42.07%  <b>Women (&gt;=30 years):</b> 760735 41.96%
<b>TOTAL BiH on Election Day</b>	<b>3 355 659</b>	<b>3 355 659</b>	<b>3 355 659</b>	<b>1 812 839</b> (54.02%)	<b>Voters:3 355 659</b> <b>Voted:1 812 839</b>	<b>518</b>	<b>5804</b>	<b>7497</b>	<b>139</b>	<b>1 812 839</b>	<b>1 812 839</b>

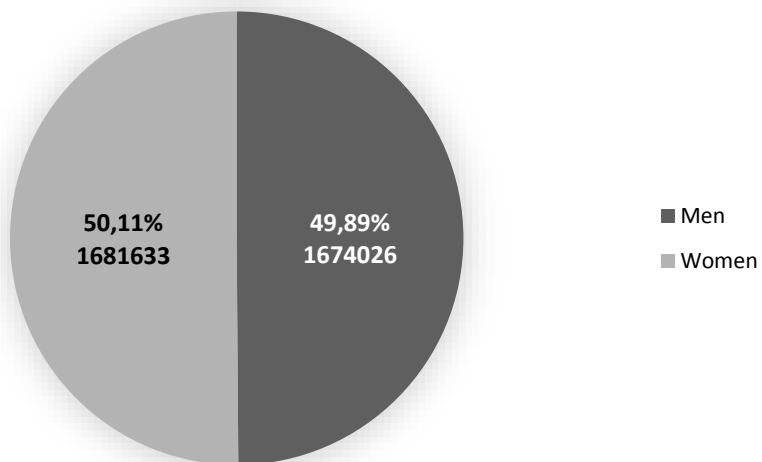
## 1. CVR on the Election Day:

	Number of voters	Percentage	<30	>=30	M	F	M<30	M>=30	F<30	F>=30
FBiH	2055123	61.24%	379264	1675859	1017533	1037590	194507	823026	184757	852833
RS	1234728	36.80%	189502	1045226	623014	611714	97694	525320	91808	519906
BD027	38734	1.15%	6160	32574	19944	18790	3074	16870	3086	15704
BD028	27074	0.81%	4688	22386	13535	13539	2368	11167	2320	11219
Brčko District	65808	1.96%	10848	54960	33479	32329	5442	28037	5406	26923
BiH	3355659	100.00%	579614	2776045	1674026	1681633	297643	1376383	281971	1399662

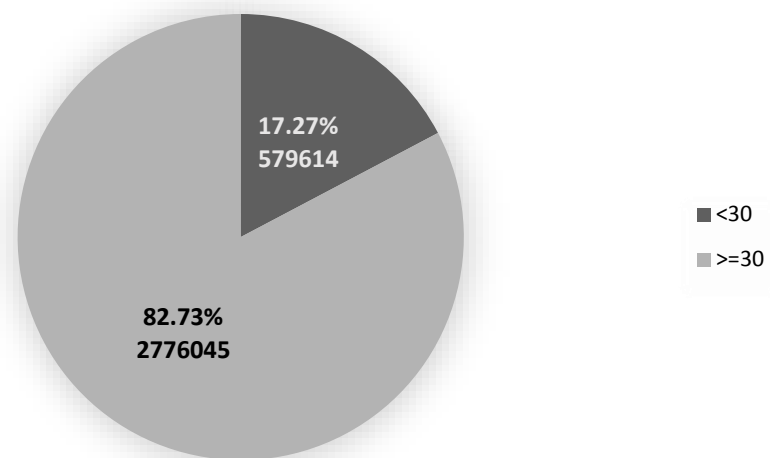
### 1.1 Electorate in BiH



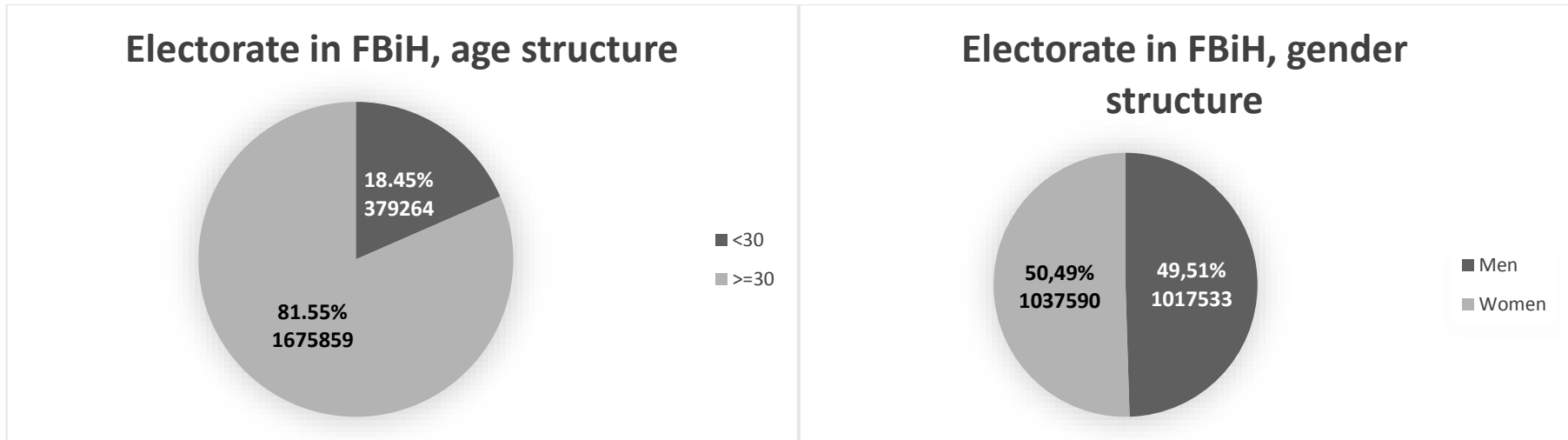
### Electorate in BiH , gender structure




### Electorate in BiH, Age structure



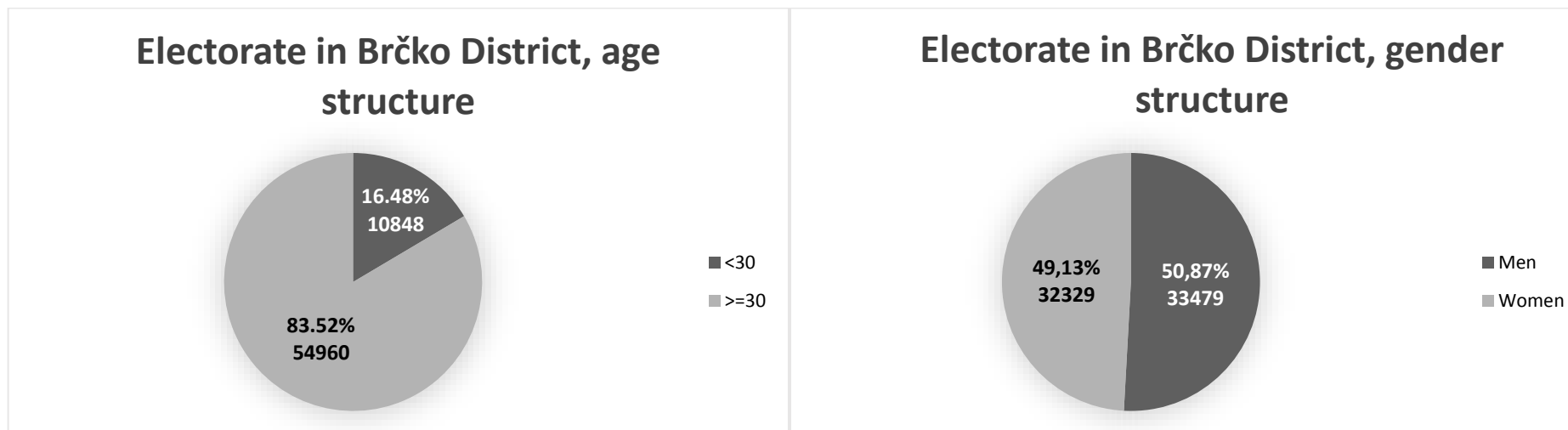
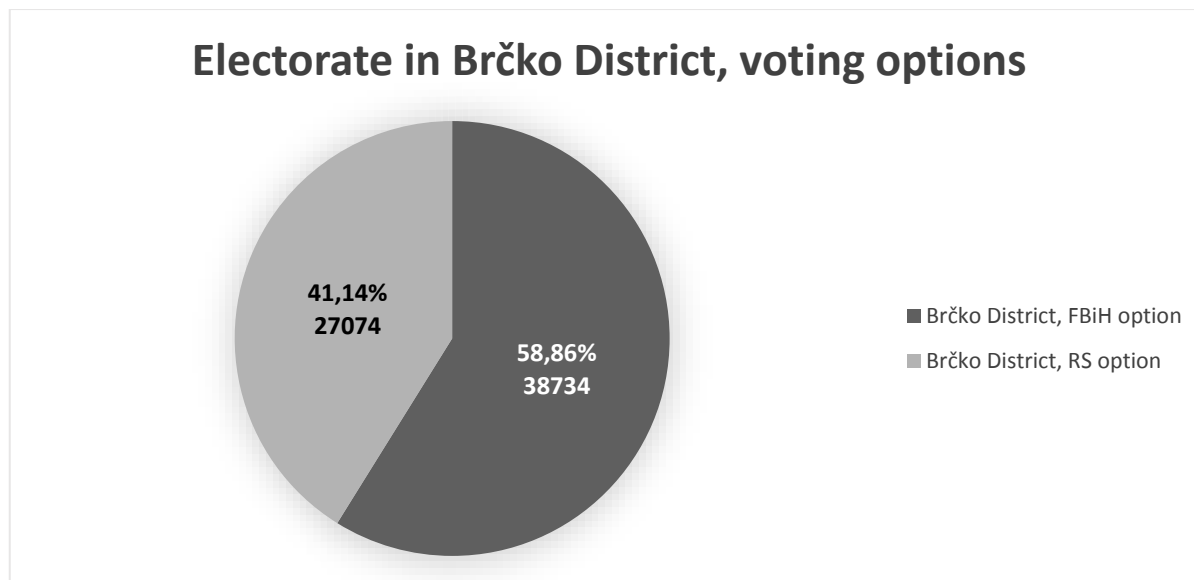
### 1.2 Electorate in FBiH



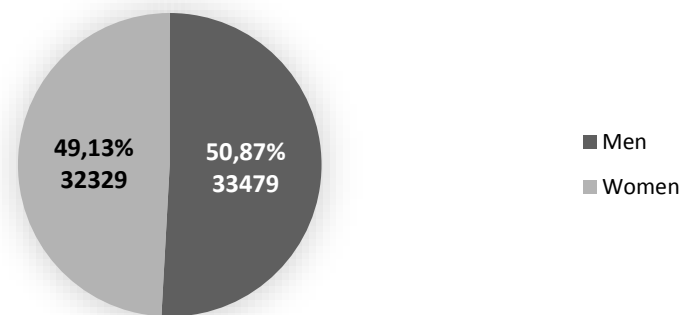
### 1.3 Electorate in RS



## 1.4 Electorate in Brčko District



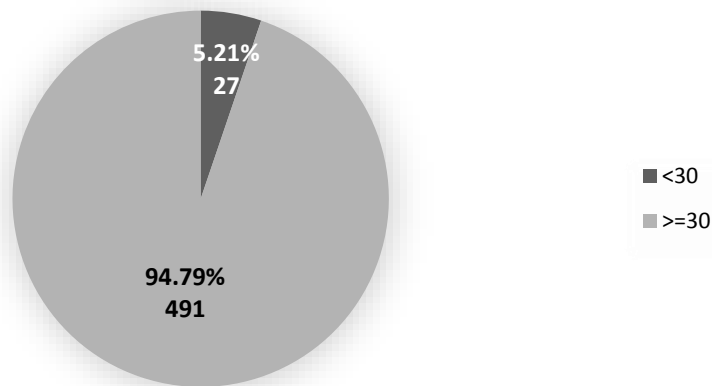
### Electorate in Brčko District, gender structure



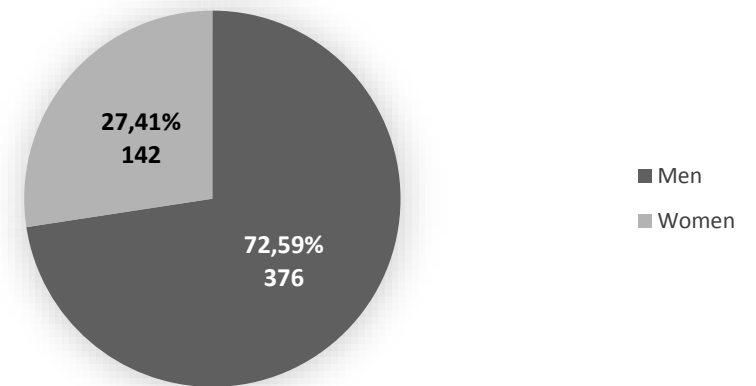
## 2. Elected candidates:

	Total number of mandates	Regular Mandates	Compensation mandates	<30	>=30	M	F	M<30	M>=30	F<30	F>=30
BiH Presidency	3	3	0	0	3	3	0	0	3	0	0
BiH Parliamentary Assembly	42	30	12	0	42	35	7	0	35	0	7
FBiH Parliament	98	73	<b>25</b>	<b>5</b>	<b>93</b>	<b>72</b>	<b>26</b>	<b>1</b>	71	<b>4</b>	22
RS President	3	3	0	0	3	2	1	0	2	0	1
RS National Assembly	83	63	20	4	79	68	15	3	65	1	14
Cantonal Assemblies	289	289	0	18	271	196	93	8	188	10	83
<b>Total</b>	<b>518</b>	<b>461</b>	<b>57</b>	<b>27</b>	<b>491</b>	<b>376</b>	<b>142</b>	<b>12</b>	<b>364</b>	<b>15</b>	<b>127</b>

Elected candidates in BiH, age structure

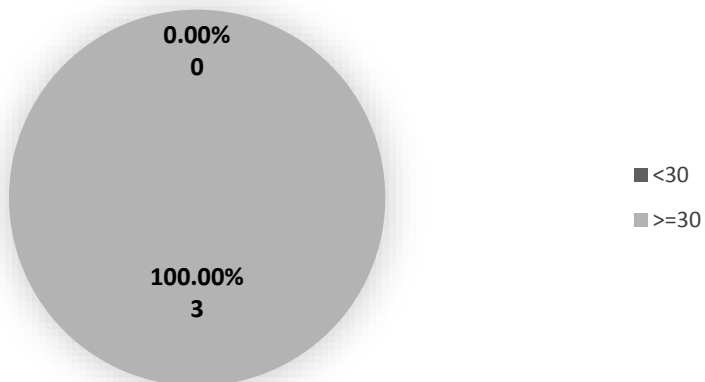


Elected candidates in BiH, gender structure

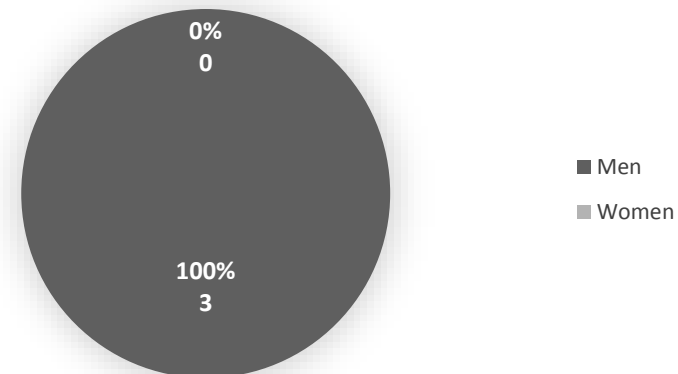


## 2.1 BiH Presidency

### BiH Presidency, age structure of elected candidates

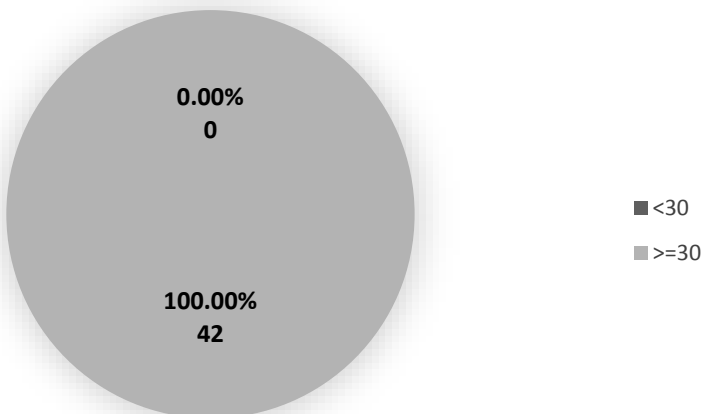


### BiH Presidency, gender structure of elected candidates

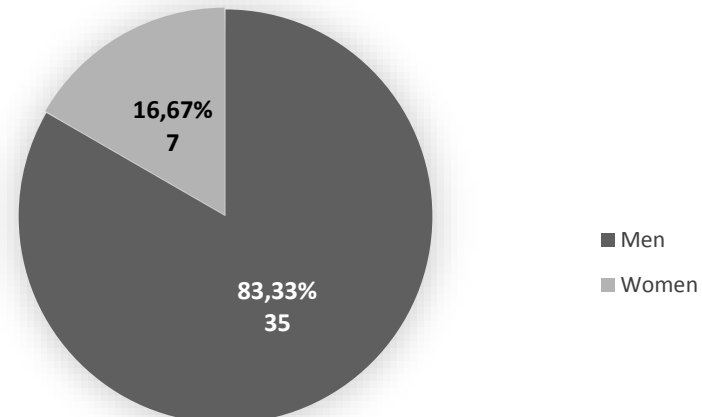


## 2.2 BiH Parliament

### BiH Parliament, age structure of elected candidates



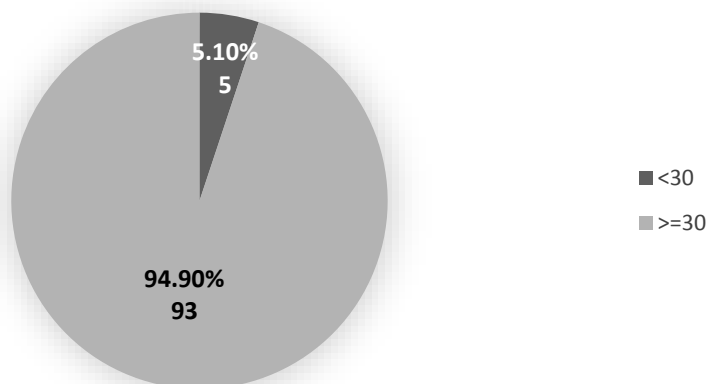
### BiH Parliament, gender structure of elected candidates



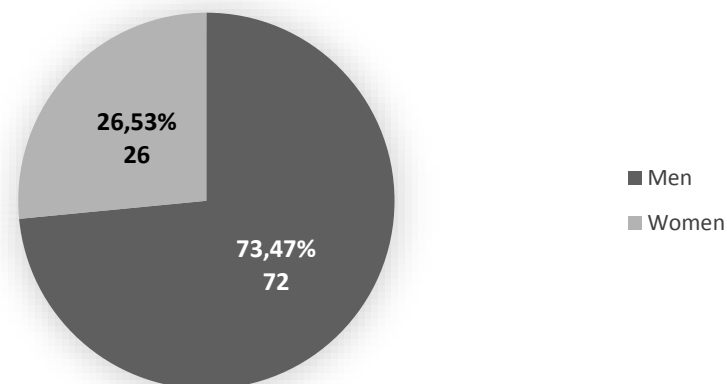


### 2.3 FBiH Parliament

#### FBiH Parliament, age structure of elected candidates

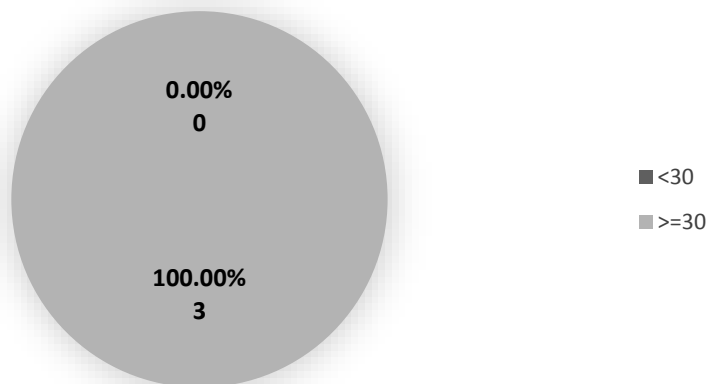


#### FBiH Parliament, gender structure of elected candidates

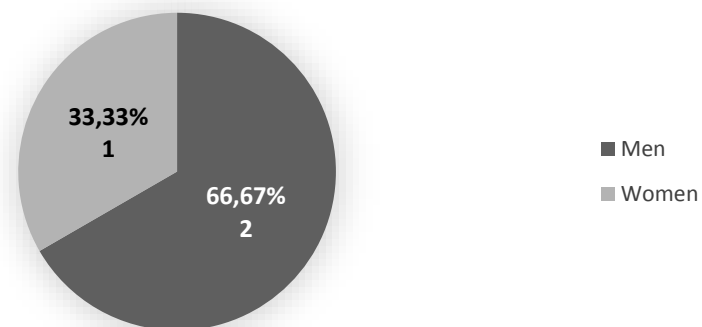


### 2.4 RS President and Vice President

#### RS President and Vice President, age structure of elected candidates

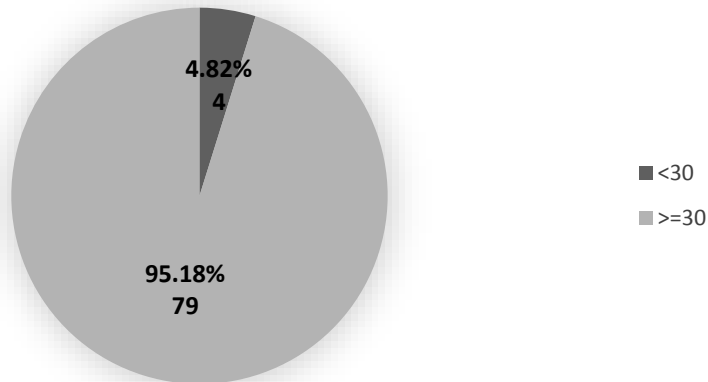


#### RS President and Vice President, gender structure of elected candidates

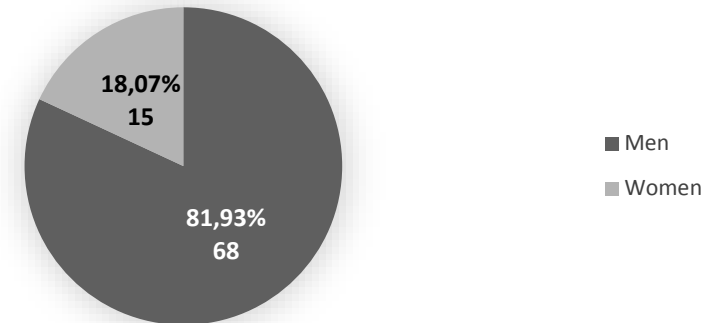


## 2.5 RS National Assembly

### RS National Assembly, age structure of elected candidates

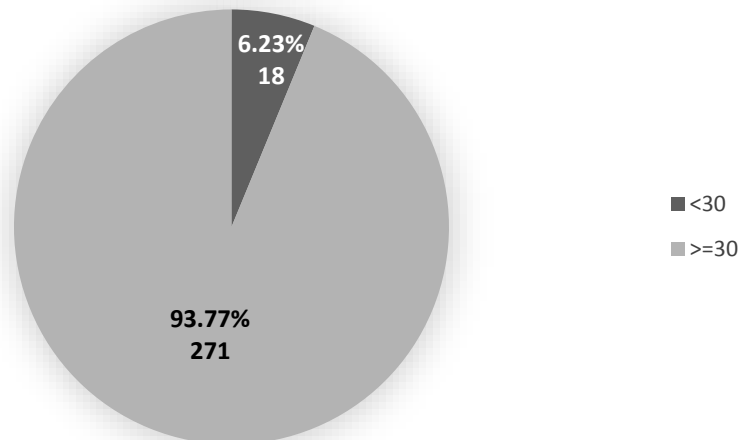


### RS National Assembly, gender structure of elected candidates

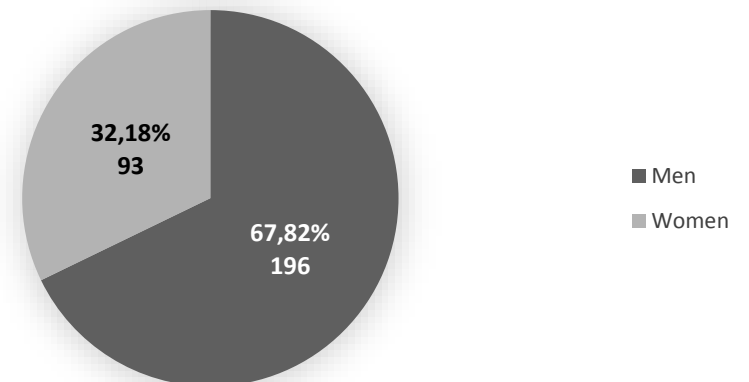


## 2.6 Cantonal Assemblies

### Cantonal Assemblies, age structure



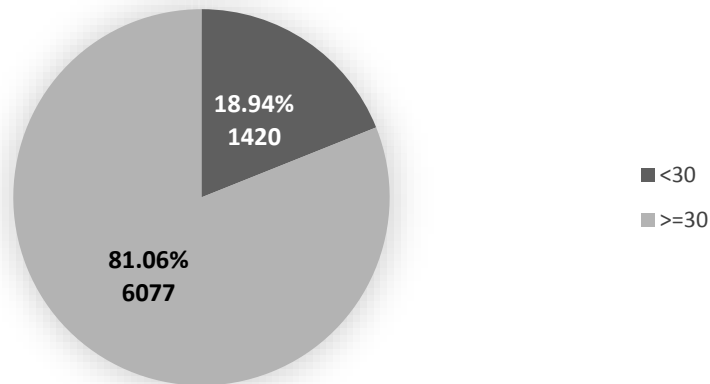
### Cantonal Assemblies, gender structure



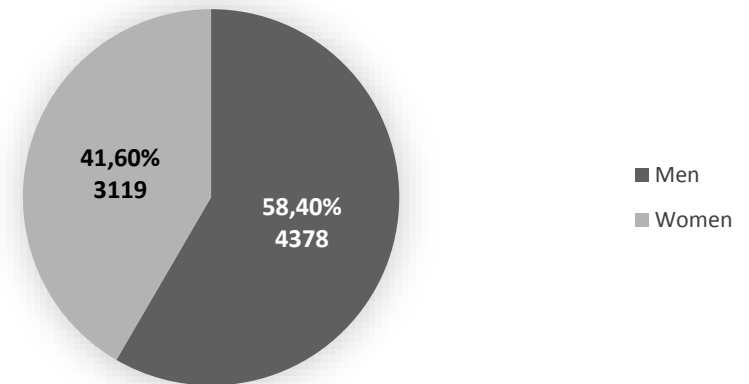
### 3. Certified candidates

	Total candidates	<30	>=30	M	F	M<30	M>=30	F<30	F>=30
BiH Presidency	15	0	15	13	2	0	13	0	2
BiH Parliament	733	85	648	434	299	38	396	47	252
FBiH Parliament	1292	232	1060	741	551	73	668	159	392
RS President	37	1	36	32	5	1	31	0	5
RS National Assembly	1438	189	1249	833	605	75	758	114	491
Cantonal Assemblies	3982	913	3069	2325	1657	389	1936	524	1133
Total in BiH	7497	1420	6077	4378	3119	576	3802	844	2275

**Certified candidates in BiH, age structure**

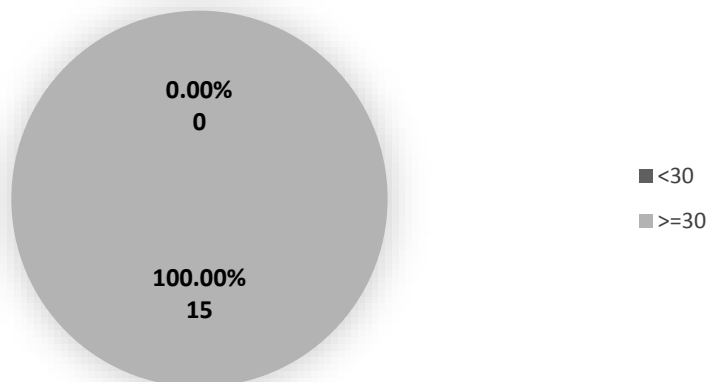


**Certified candidates in BiH, gender structure**

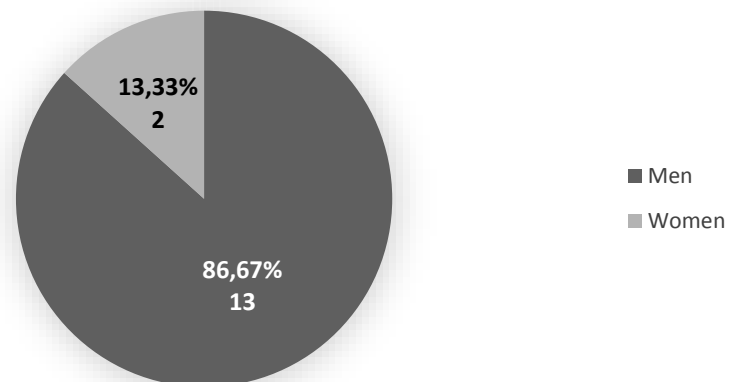


### 3.1 Certified candidates-BiH Presidency

#### Certified candidates for BiH Presidency, age structure

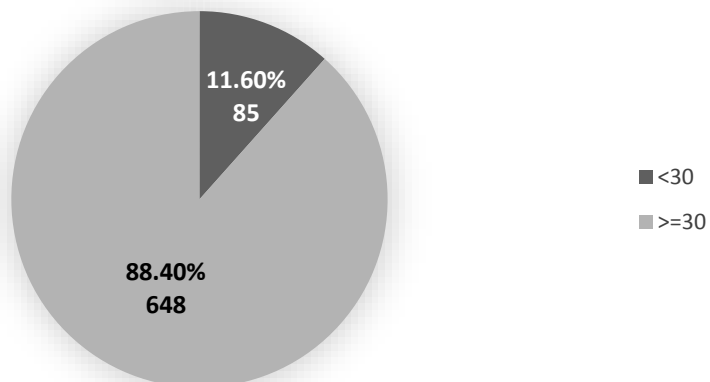


#### Certified candidates for BiH Presidency, gender structure

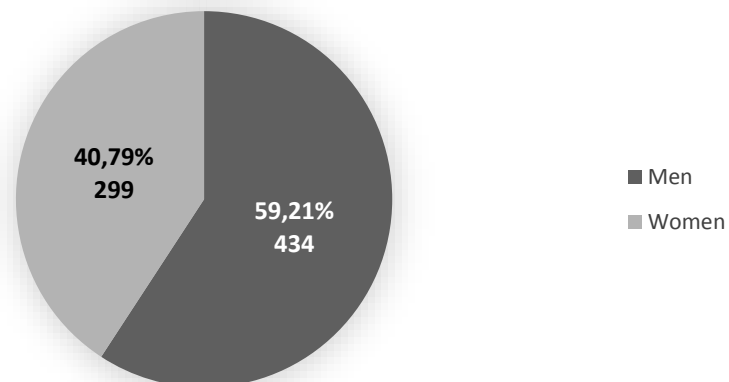


### 3.2 BiH Parliamentary Assembly

#### Certified candidates for BiH Parliament, age structure

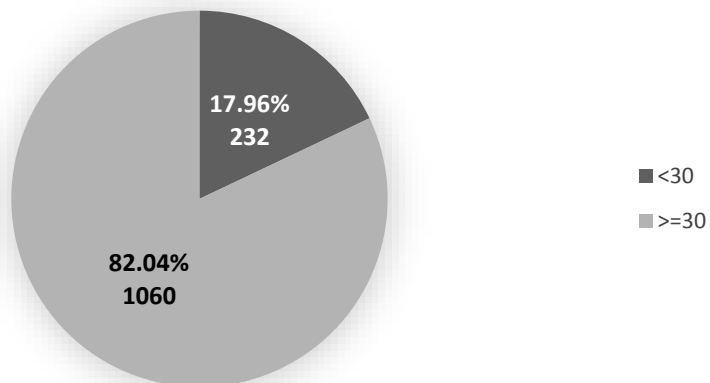


#### Certified candidates for BiH Parliament, gender structure

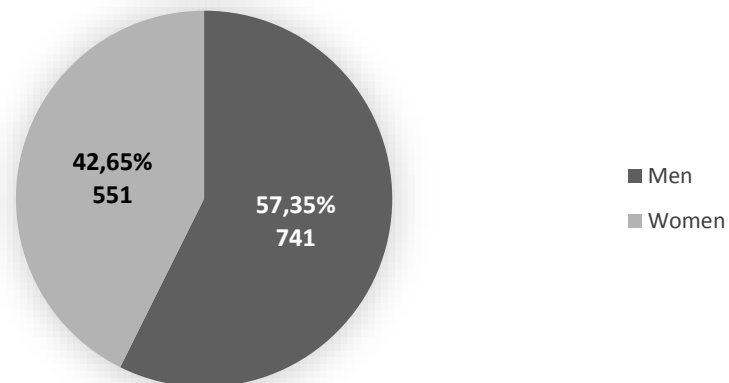


### 3.3 FBiH Parliament

#### Certified candidates for FBiH Parliament, age structure

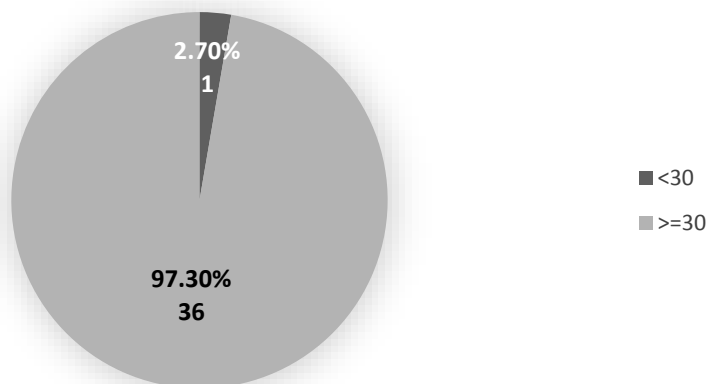


#### Certified candidates for FBiH Parliament, gender structure

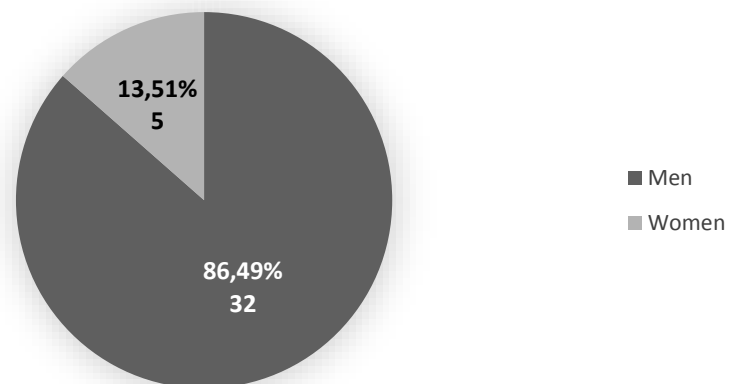


### 3.4 RS President and Vice President

#### Certified candidates for RS President, age structure

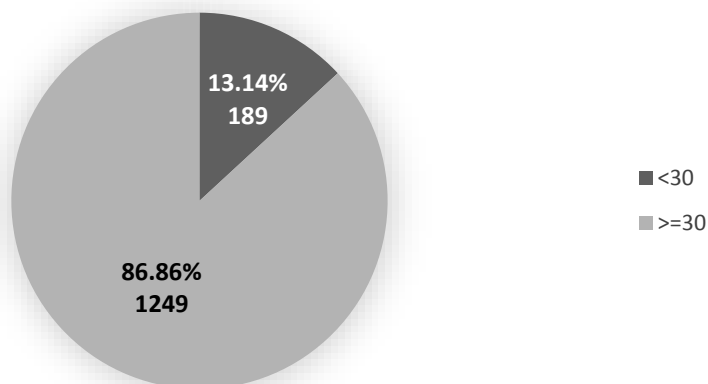


#### Certified candidates for RS President, gender structure

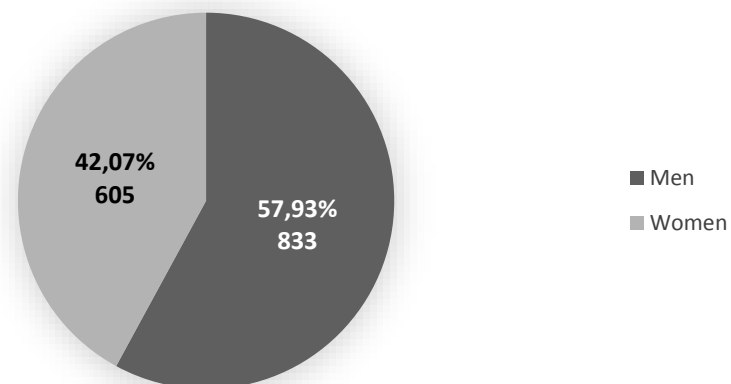


### 3.5 RS National Assembly

#### Certified candidates for RS National Assembly, age structure

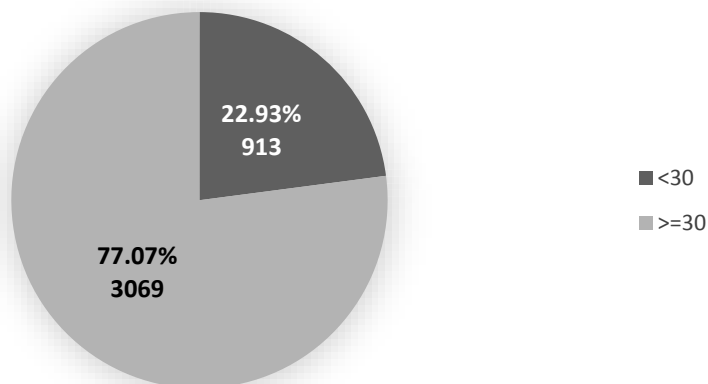


#### Certified candidates for RS National Assembly, gender structure

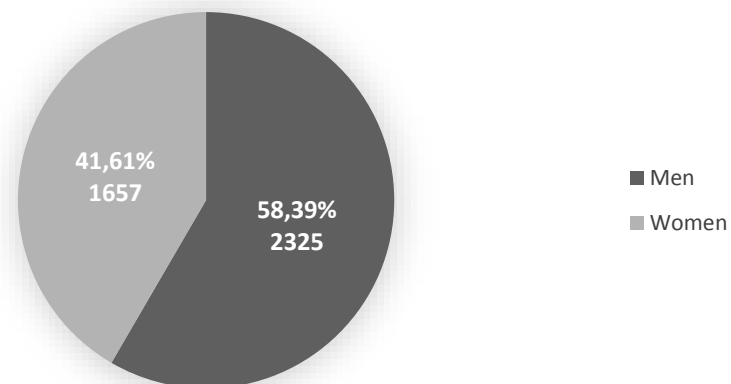


### 3.6 Cantonal Assemblies

#### Certified candidates for Cantonal Assemblies, age structure

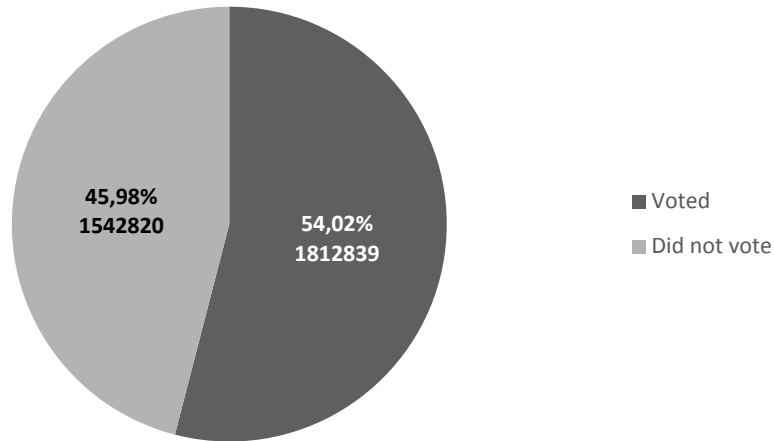


#### Certified candidates for Cantonal Assemblies, gender structure

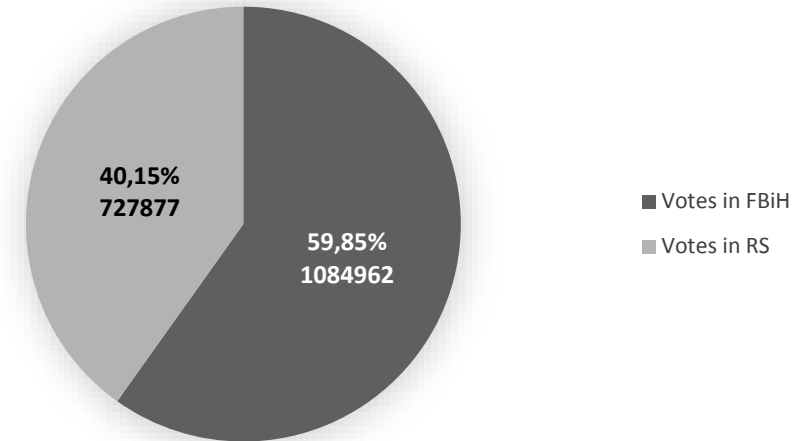


## 4. Turnout

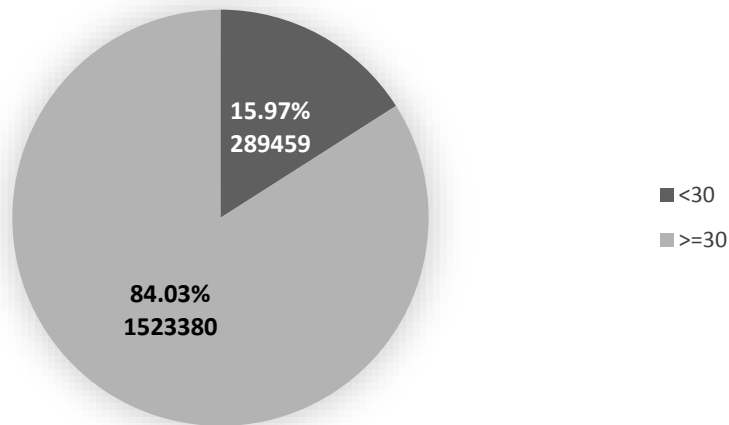
### Turnout in BiH



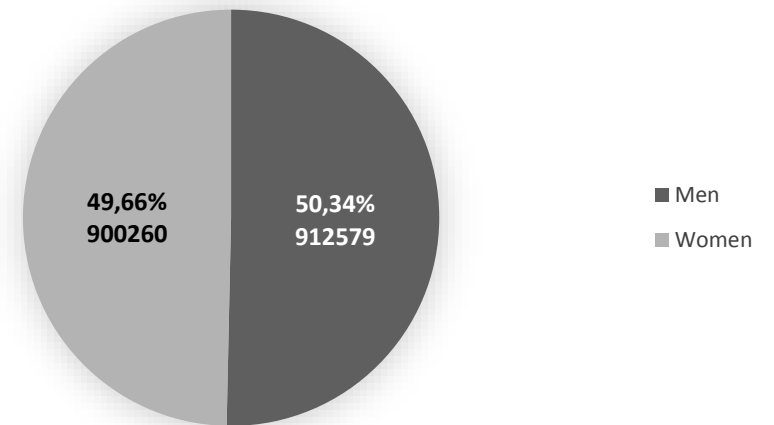
### Voters who voted by entities



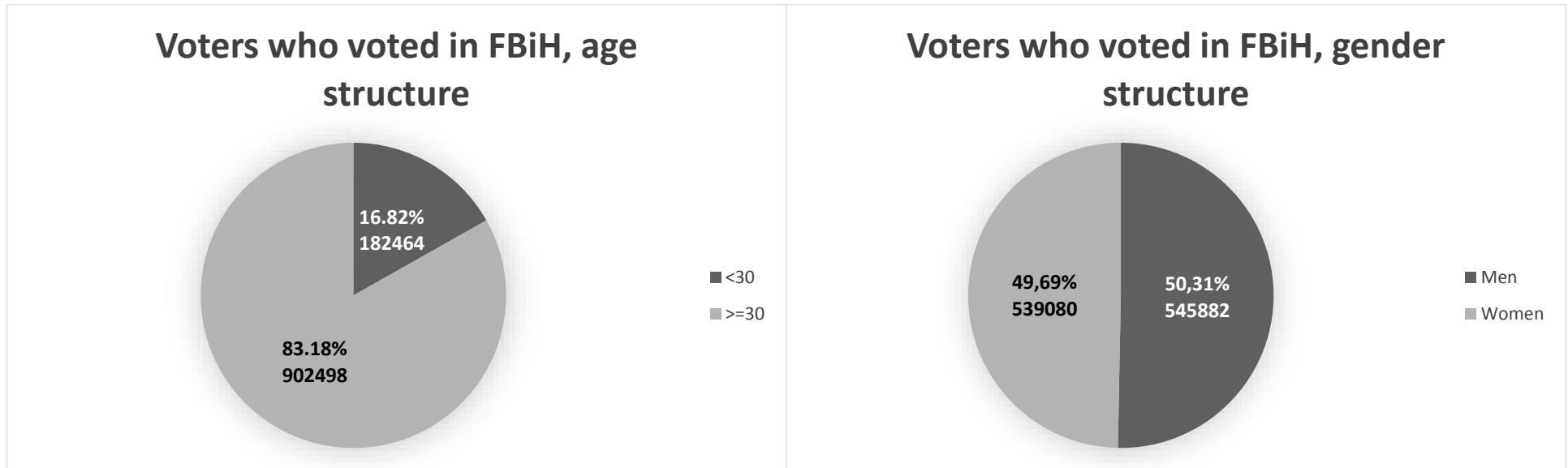
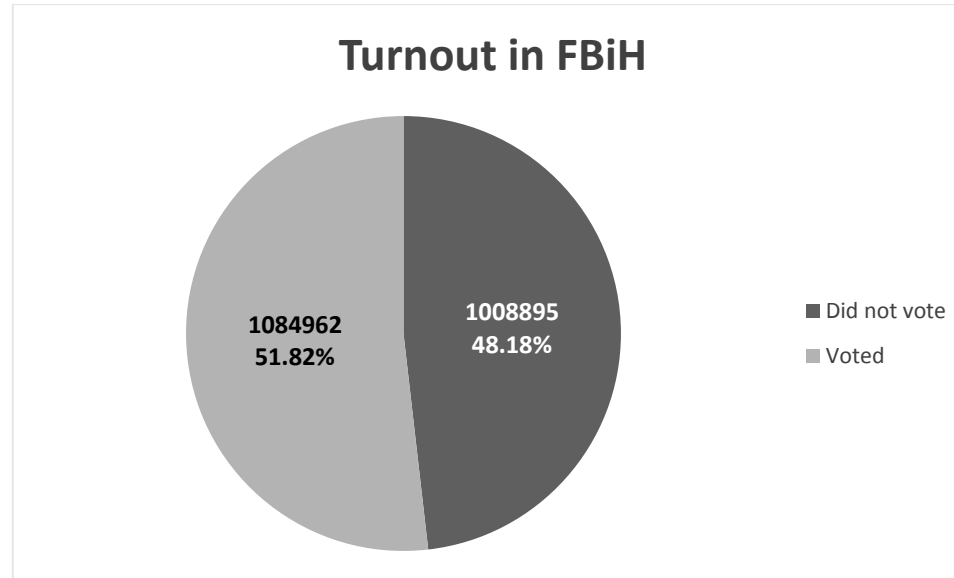
### Voters who voted in BiH, age structure



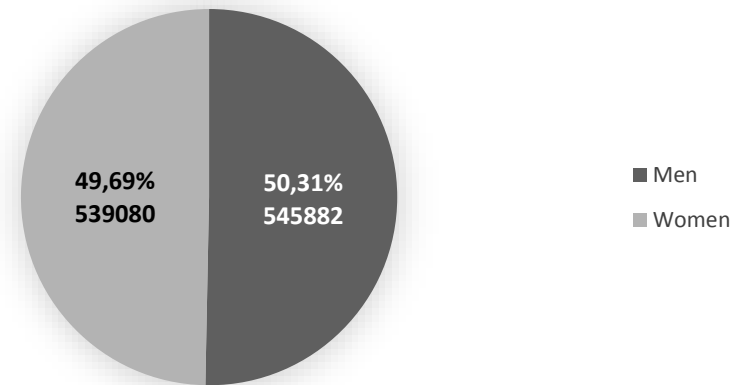
### Voters who voted in BiH, gender structure



## 4.1 Turnout in FBiH



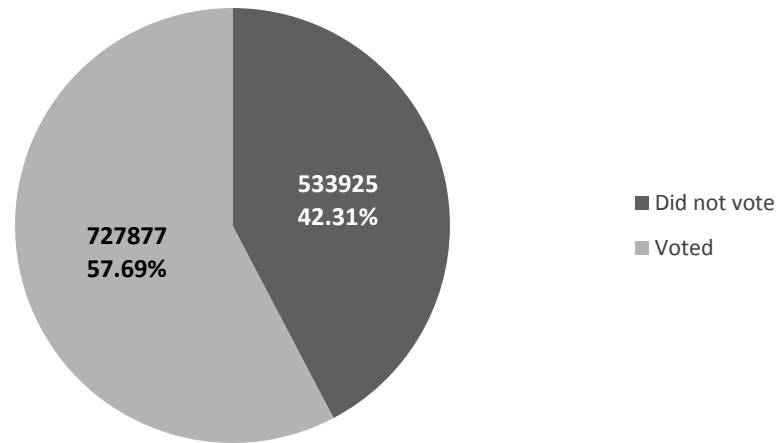
### Voters who voted in FBiH, gender structure



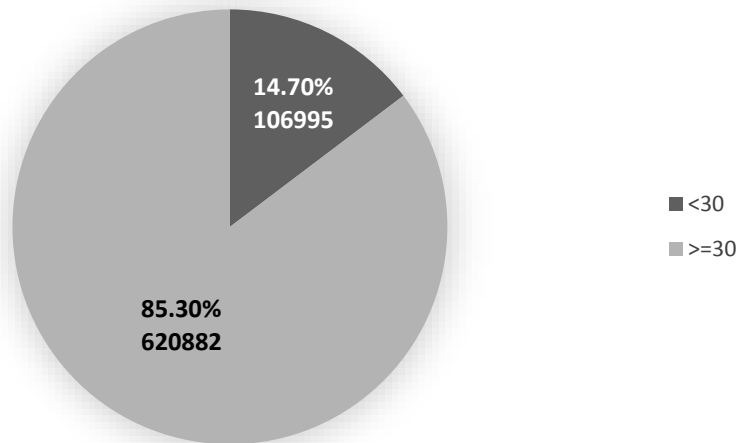


## 4.2 Turnout in RS

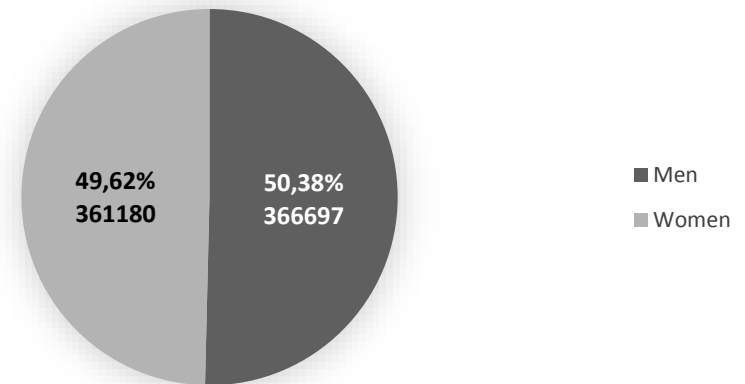
### Turnout in RS



### Voters who voted in RS, age structure



### Voters who voted in RS, gender structure



## 5. Turnout by municipalities for different voting options

Code of municipality	Municipality	Entity code	Entity	No. of votes	Votes up to 30 years of age	Votes>=30 years	Male votes	Female votes	Male votes <30 years	Male votes >=30 years	Female votes <30 years	Female votes >=30 years
001	VELIKA KLADUŠA	1	Federation of Bosnia and Herzegovina	15604	2228	13376	7960	7644	1209	6751	1019	6625
002	CAZIN	1	Federation of Bosnia and Herzegovina	24141	3899	20242	12326	11815	2099	10227	1800	10015
003	BIHAĆ	1	Federation of Bosnia and Herzegovina	24006	3350	20656	12046	11960	1783	10263	1567	10393
004	BOSANSKA KRUPA	1	Federation of Bosnia and Herzegovina	10382	1406	8976	5373	5009	774	4599	632	4377
005	BUŽIM	1	Federation of Bosnia and Herzegovina	7378	1477	5901	3855	3523	808	3047	669	2854
006	KRUPA NA UNI	2	Republika Srpska	868	115	753	526	342	67	459	48	294
007	NOVI GRAD	2	Republika Srpska	15681	2098	13583	8035	7646	1107	6928	991	6655
008	KOZARSKA DUBICA	2	Republika Srpska	11880	1500	10380	6079	5801	802	5277	698	5103
009	PRIJEDOR	2	Republika Srpska	42213	5467	36746	21346	20867	2829	18517	2638	18229
010	GRADIŠKA	2	Republika Srpska	28828	4132	24696	14595	14233	2114	12481	2018	12215
011	LAKTAŠI	2	Republika Srpska	20652	3365	17287	10508	10144	1731	8777	1634	8510
012	SRBAC	2	Republika Srpska	10927	1643	9284	5604	5323	878	4726	765	4558
013	PRNJAVOR	2	Republika Srpska	18583	2802	15781	9805	8778	1542	8263	1260	7518
014	DERVENTA	2	Republika Srpska	15241	1974	13267	7977	7264	1044	6933	930	6334
016	BROD	2	Republika Srpska	8296	911	7385	4404	3892	466	3938	445	3447
017	ODŽAK	1	Federation of Bosnia and Herzegovina	7312	921	6391	3792	3520	492	3300	429	3091
018	VUKOSAVLJE	2	Republika Srpska	1975	280	1695	1033	942	155	878	125	817
020	DOMALJEVAC ŠAMAC	1	Federation of Bosnia and Herzegovina	2377	331	2046	1308	1069	178	1130	153	916
021	ŠAMAC	2	Republika Srpska	8715	1071	7644	4455	4260	593	3862	478	3782
022	ORAŠJE	1	Federation of Bosnia and Herzegovina	9104	1591	7513	4881	4223	885	3996	706	3517

Code of municipality	Municipality	Entity code	Entity	No. of votes	Votes up to 30 years of age	Votes>=30 years	Male votes	Female votes	Male votes <30 years	Male votes >=30 years	Female votes <30 years	Female votes >=30 years
023	DONJI ŽABAR	2	Republika Srpska	1050	103	947	569	481	56	513	47	434
024	MODRIČA	2	Republika Srpska	14496	2172	12324	7296	7200	1127	6169	1045	6155
025	GRADAČAC	1	Federation of Bosnia and Herzegovina	19984	3785	16199	10201	9783	2043	8158	1742	8041
026	PELAGIĆEVO	2	Republika Srpska	2794	213	2581	1583	1211	110	1473	103	1108
029	BIJELJINA	2	Republika Srpska	62148	9395	52753	30564	31584	4860	25704	4535	27049
030	BOSANSKI PETROVAC	1	Federation of Bosnia and Herzegovina	2695	337	2358	1407	1288	183	1224	154	1134
031	PETROVAC	2	Republika Srpska	692	87	605	405	287	41	364	46	241
032	SANSKI MOST	1	Federation of Bosnia and Herzegovina	11270	1461	9809	5842	5428	782	5060	679	4749
033	OŠTRA LUKA	2	Republika Srpska	1780	222	1558	1021	759	114	907	108	651
034	BANJA LUKA	2	Republika Srpska	114136	16438	97698	54749	59387	8067	46682	8371	51016
035	ČELINAC	2	Republika Srpska	9851	1712	8139	5034	4817	850	4184	862	3955
036	DOBOJ ISTOK	1	Federation of Bosnia and Herzegovina	5996	1048	4948	3022	2974	548	2474	500	2474
037	DOBOJ JUG	1	Federation of Bosnia and Herzegovina	2374	425	1949	1245	1129	226	1019	199	930
038	DOBOJ	2	Republika Srpska	38856	5287	33569	19475	19381	2816	16659	2471	16910
039	TEŠANJ	1	Federation of Bosnia and Herzegovina	20254	3892	16362	10628	9626	2131	8497	1761	7865
040	STANARI	2	Republika Srpska	4775	694	4081	2495	2280	353	2142	341	1939
042	MAGLAJ	1	Federation of Bosnia and Herzegovina	10419	1823	8596	5288	5131	950	4338	873	4258
044	GRAČANICA	1	Federation of Bosnia and Herzegovina	22944	3858	19086	11172	11772	1912	9260	1946	9826
045	PETROVO	2	Republika Srpska	3760	476	3284	1929	1831	239	1690	237	1594
047	LUKAVAC	1	Federation of Bosnia and Herzegovina	22387	3534	18853	11262	11125	1860	9402	1674	9451

Code of municipality	Municipality	Entity code	Entity	No. of votes	Votes up to 30 years of age	Votes>=30 years	Male votes	Female votes	Male votes <30 years	Male votes >=30 years	Female votes <30 years	Female votes >=30 years
049	SREBRENİK	1	Federation of Bosnia and Herzegovina	19529	3361	16168	9799	9730	1748	8051	1613	8117
050	TUZLA	1	Federation of Bosnia and Herzegovina	53780	7937	45843	26073	27707	4069	22004	3868	23839
052	ČELIĆ	1	Federation of Bosnia and Herzegovina	5588	958	4630	2898	2690	527	2371	431	2259
054	LOPARE	2	Republika Srpska	7847	1100	6747	4170	3677	584	3586	516	3161
055	TEOČAK	1	Federation of Bosnia and Herzegovina	3161	529	2632	1510	1651	255	1255	274	1377
056	UGLJEVIK	2	Republika Srpska	9976	1649	8327	5178	4798	874	4304	775	4023
057	DRVAR	1	Federation of Bosnia and Herzegovina	3860	376	3484	1986	1874	214	1772	162	1712
058	ISTOČNI DRVAR	2	Republika Srpska	120	17	103	79	41	9	70	8	33
059	KLJUČ	1	Federation of Bosnia and Herzegovina	5528	751	4777	2800	2728	401	2399	350	2378
061	RIBNIK	2	Republika Srpska	4090	551	3539	2155	1935	283	1872	268	1667
064	MRKONJIĆ GRAD	2	Republika Srpska	10311	1438	8873	5136	5175	774	4362	664	4511
065	JAJCE	1	Federation of Bosnia and Herzegovina	11272	1545	9727	5774	5498	812	4962	733	4765
066	JEZERO	2	Republika Srpska	655	95	560	336	319	47	289	48	271
067	DOBRETIĆI	1	Federation of Bosnia and Herzegovina	1051	92	959	644	407	56	588	36	371
068	KNEŽEVO	2	Republika Srpska	5888	891	4997	3049	2839	459	2590	432	2407
070	KOTOR VAROŠ	2	Republika Srpska	11735	2224	9511	6011	5724	1151	4860	1073	4651
074	TESLIĆ	2	Republika Srpska	23515	3606	19909	11673	11842	1840	9833	1766	10076
075	ŽEPČE	1	Federation of Bosnia and Herzegovina	13048	2454	10594	6739	6309	1255	5484	1199	5110
077	ZAVIDOVIĆI	1	Federation of Bosnia and Herzegovina	16599	2626	13973	8455	8144	1371	7084	1255	6889
078	BANOVIĆI	1	Federation of Bosnia and Herzegovina	16115	3049	13066	8046	8069	1550	6496	1499	6570

Code of municipality	Municipality	Entity code	Entity	No. of votes	Votes up to 30 years of age	Votes>=30 years	Male votes	Female votes	Male votes <30 years	Male votes >=30 years	Female votes <30 years	Female votes >=30 years
079	ŽIVINICE	1	Federation of Bosnia and Herzegovina	30248	5777	24471	15541	14707	3043	12498	2734	11973
080	KALESIJA	1	Federation of Bosnia and Herzegovina	15957	2930	13027	8153	7804	1515	6638	1415	6389
081	OSMACI	2	Republika Srpska	2206	316	1890	1229	977	182	1047	134	843
082	SAPNA	1	Federation of Bosnia and Herzegovina	5148	927	4221	2380	2768	483	1897	444	2324
083	ZVORNIK	2	Republika Srpska	32840	5220	27620	16786	16054	2782	14004	2438	13616
084	BOSANSKO GRAHOVO	1	Federation of Bosnia and Herzegovina	1187	70	1117	689	498	35	654	35	463
085	GLAMOČ	1	Federation of Bosnia and Herzegovina	2011	197	1814	1096	915	105	991	92	823
088	ŠIPOVO	2	Republika Srpska	6520	943	5577	3382	3138	491	2891	452	2686
089	DONJI VAKUF	1	Federation of Bosnia and Herzegovina	7424	1414	6010	3758	3666	734	3024	680	2986
091	TRAVNIK	1	Federation of Bosnia and Herzegovina	26067	4413	21654	13531	12536	2358	11173	2055	10481
093	ZENICA	1	Federation of Bosnia and Herzegovina	54629	9453	45176	27705	26924	4799	22906	4654	22270
094	KAKANJ	1	Federation of Bosnia and Herzegovina	19642	3775	15867	10335	9307	1903	8432	1872	7435
095	VAREŠ	1	Federation of Bosnia and Herzegovina	4435	614	3821	2309	2126	337	1972	277	1849
096	OLOVO	1	Federation of Bosnia and Herzegovina	5378	884	4494	2913	2465	485	2428	399	2066
098	KLADANJ	1	Federation of Bosnia and Herzegovina	6322	1137	5185	3080	3242	571	2509	566	2676
101	ŠEKOVIĆI	2	Republika Srpska	5041	756	4285	2598	2443	396	2202	360	2083
103	VLASENICA	2	Republika Srpska	6562	1048	5514	3260	3302	537	2723	511	2791
104	BRATUNAC	2	Republika Srpska	10827	1575	9252	5562	5265	844	4718	731	4534
105	SREBRENICA	2	Republika Srpska	7325	1028	6297	3816	3509	567	3249	461	3048

Code of municipality	Municipality	Entity code	Entity	No. of votes	Votes up to 30 years of age	Votes>=30 years	Male votes	Female votes	Male votes <30 years	Male votes >=30 years	Female votes <30 years	Female votes >=30 years
106	LIVNO	1	Federation of Bosnia and Herzegovina	10729	1508	9221	5589	5140	812	4777	696	4444
107	KUPRES (FBIH)	1	Federation of Bosnia and Herzegovina	1769	287	1482	907	862	151	756	136	726
108	KUPRES (RS)	2	Republika Srpska	201	16	185	119	82	9	110	7	75
109	BUGOJNO	1	Federation of Bosnia and Herzegovina	15938	2981	12957	8007	7931	1587	6420	1394	6537
110	GORNJI VAKUF - USKOPLJE	1	Federation of Bosnia and Herzegovina	10866	2034	8832	5609	5257	1076	4533	958	4299
111	NOVI TRAVNIK	1	Federation of Bosnia and Herzegovina	11594	2156	9438	6117	5477	1199	4918	957	4520
112	VITEZ	1	Federation of Bosnia and Herzegovina	12364	1970	10394	6151	6213	993	5158	977	5236
113	BUSOVAČA	1	Federation of Bosnia and Herzegovina	8454	1417	7037	4378	4076	744	3634	673	3403
114	FOJNICA	1	Federation of Bosnia and Herzegovina	6611	1170	5441	3389	3222	611	2778	559	2663
115	KISELJAK	1	Federation of Bosnia and Herzegovina	9573	1644	7929	4820	4753	808	4012	836	3917
116	VISOKO	1	Federation of Bosnia and Herzegovina	19492	3438	16054	10172	9320	1831	8341	1607	7713
117	BREZA	1	Federation of Bosnia and Herzegovina	6922	1152	5770	3708	3214	634	3074	518	2696
118	ILIJAS	1	Federation of Bosnia and Herzegovina	11280	2212	9068	5492	5788	1098	4394	1114	4674
121	SOKOLAC	2	Republika Srpska	7818	1265	6553	3942	3876	660	3282	605	3271
123	HAN PIJESAK	2	Republika Srpska	2290	351	1939	1112	1178	161	951	190	988
124	TOMISLAVGRAD	1	Federation of Bosnia and Herzegovina	9519	1614	7905	5008	4511	859	4149	755	3756
125	PROZOR - RAMA	1	Federation of Bosnia and Herzegovina	6248	1058	5190	3145	3103	560	2585	498	2605
126	JABLANICA	1	Federation of Bosnia and Herzegovina	6034	1035	4999	3102	2932	520	2582	515	2417

Code of municipality	Municipality	Entity code	Entity	No. of votes	Votes up to 30 years of age	Votes>=30 years	Male votes	Female votes	Male votes <30 years	Male votes >=30 years	Female votes <30 years	Female votes >=30 years
127	KONJIC	1	Federation of Bosnia and Herzegovina	14275	2518	11757	7440	6835	1330	6110	1188	5647
129	KREŠEVO	1	Federation of Bosnia and Herzegovina	2760	479	2281	1401	1359	247	1154	232	1127
130	HADŽIĆI	1	Federation of Bosnia and Herzegovina	13499	2553	10946	6906	6593	1324	5582	1229	5364
131	ILIDŽA	1	Federation of Bosnia and Herzegovina	34521	6323	28198	16905	17616	3137	13768	3186	14430
132	ISTOČNA ILIDŽA	2	Republika Srpska	10053	1593	8460	4850	5203	807	4043	786	4417
133	NOVI GRAD SARAJEVO	1	Federation of Bosnia and Herzegovina	63521	9894	53627	29975	33546	4825	25150	5069	28477
135	VOGOŠĆA	1	Federation of Bosnia and Herzegovina	15568	2854	12714	7421	8147	1407	6014	1447	6700
136	CENTAR SARAJEVO	1	Federation of Bosnia and Herzegovina	33237	4862	28375	15296	17941	2397	12899	2465	15476
137	STARI GRAD SARAJEVO	1	Federation of Bosnia and Herzegovina	21790	3456	18334	10449	11341	1734	8715	1722	9619
138	ISTOČNI STARI GRAD	2	Republika Srpska	912	128	784	502	410	59	443	69	341
139	NOVO SARAJEVO	1	Federation of Bosnia and Herzegovina	37633	5857	31776	17146	20487	2901	14245	2956	17531
140	ISTOČNO NOVO SARAJEVO	2	Republika Srpska	7526	1196	6330	3524	4002	582	2942	614	3388
141	TRNOVO (FBIH)	1	Federation of Bosnia and Herzegovina	1876	223	1653	989	887	127	862	96	791
142	TRNOVO (RS)	2	Republika Srpska	973	149	824	458	515	75	383	74	441
143	PALE (FBIH)	1	Federation of Bosnia and Herzegovina	467	73	394	242	225	38	204	35	190
144	PALE (RS)	2	Republika Srpska	13412	2348	11064	6391	7021	1151	5240	1197	5824
146	ROGATICA	2	Republika Srpska	6720	1053	5667	3407	3313	560	2847	493	2820
147	VIŠEGRAD	2	Republika Srpska	6849	913	5936	3417	3432	499	2918	414	3018
148	POSUŠJE	1	Federation of Bosnia and Herzegovina	6450	1450	5000	3464	2986	776	2688	674	2312

Code of municipality	Municipality	Entity code	Entity	No. of votes	Votes up to 30 years of age	Votes>=30 years	Male votes	Female votes	Male votes <30 years	Male votes >=30 years	Female votes <30 years	Female votes >=30 years
149	GRUDE	1	Federation of Bosnia and Herzegovina	6776	1320	5456	3777	2999	699	3078	621	2378
150	ŠIROKI BRIJEG	1	Federation of Bosnia and Herzegovina	12886	2821	10065	6756	6130	1475	5281	1346	4784
158	ISTOČNI MOSTAR	2	Republika Srpska	102	6	96	56	46	5	51	1	45
161	NEVESINJE	2	Republika Srpska	7848	1313	6535	4101	3747	701	3400	612	3135
163	KALINOVIK	2	Republika Srpska	1440	188	1252	739	701	87	652	101	600
164	GACKO	2	Republika Srpska	6222	1236	4986	3261	2961	667	2594	569	2392
165	FOČA (FBIH)	1	Federation of Bosnia and Herzegovina	1177	198	979	635	542	112	523	86	456
166	FOČA (RS)	2	Republika Srpska	11152	1655	9497	5741	5411	914	4827	741	4670
167	GORAŽDE	1	Federation of Bosnia and Herzegovina	14098	2733	11365	7125	6973	1448	5677	1285	5688
168	NOVO GORAŽDE	2	Republika Srpska	1040	75	965	588	452	41	547	34	418
169	ČAJNIČE	2	Republika Srpska	2716	430	2286	1418	1298	250	1168	180	1118
170	RUDO	2	Republika Srpska	3426	383	3043	1962	1464	210	1752	173	1291
171	LJUBUŠKI	1	Federation of Bosnia and Herzegovina	11517	2211	9306	6145	5372	1156	4989	1055	4317
172	ČITLUK	1	Federation of Bosnia and Herzegovina	7091	1510	5581	3753	3338	804	2949	706	2632
173	ČAPLJINA	1	Federation of Bosnia and Herzegovina	11206	1879	9327	5820	5386	980	4840	899	4487
174	NEUM	1	Federation of Bosnia and Herzegovina	1578	241	1337	890	688	122	768	119	569
176	STOLAC	1	Federation of Bosnia and Herzegovina	8200	1506	6694	4225	3975	787	3438	719	3256
177	BERKOVIĆI	2	Republika Srpska	1189	172	1017	641	548	89	552	83	465
179	LJUBINJE	2	Republika Srpska	2238	338	1900	1167	1071	173	994	165	906
180	BILEĆA	2	Republika Srpska	7438	1339	6099	3875	3563	740	3135	599	2964
181	RAVNO	1	Federation of Bosnia and Herzegovina	1055	102	953	666	389	57	609	45	344
182	TREBINJE	2	Republika Srpska	19672	2945	16727	9789	9883	1552	8237	1393	8490



Code of municipality	Municipality	Entity code	Entity	No. of votes	Votes up to 30 years of age	Votes>=30 years	Male votes	Female votes	Male votes <30 years	Male votes >=30 years	Female votes <30 years	Female votes >=30 years
183	USORA	1	Federation of Bosnia and Herzegovina	1775	254	1521	963	812	137	826	117	695
184	KOSTAJNICA	2	Republika Srpska	2675	343	2332	1309	1366	163	1146	180	1186
185	MILIĆI	2	Republika Srpska	5412	879	4533	2840	2572	475	2365	404	2168
199	GRAD MOSTAR	1	Federation of Bosnia and Herzegovina	51952	8711	43241	25757	26195	4371	21386	4340	21855
200	BRČKO DISTRIKT BIH	3	Brčko District	30953	4192	26761	15901	15052	2160	13741	2032	13020